

スイス時計輸入の推移 : Import of Swiss Watches to Japan

Table 1	スイスから日本への輸入(数量・金額) : Import from Switzerland into Japan (Quantity / Value)
Table 2	腕時計とムーブメントの輸入(数量・金額) : Import of Wrist Watch & Movement (Quantity / Value)
Table 3	腕時計(a)(b)別輸入(数量・金額) : Import of Wrist Watch by (a)(b) (Quantity / Value)
Table 4	腕時計機種別輸入(数量・金額) : Import of Wrist Watch by Type (Quantity / Value)
Table 5	機種別、(a)(b)別輸入(数量) : Import of Wrist Watch by Type and by (a)(b) (Quantity)
Table 6	機種別、(a)(b)別輸入(金額) : Import of Wrist Watch by Type and by (a)(b) (Value)
Table 7	平均輸入単価 : Average of Unit Price

March 2018

資料: 財務省日本貿易統計 Source : Ministry of Finance Japan

作成: スイス時計協会 FH By FH-Tokyo

Imports of Swiss Watch : スイスから日本への輸入統計

QUANTITY : 数量(PCS)	2011	2012	2013	2014	2015	2016	2017
GRAND TOTAL	1,289,726	1,420,925	1,430,203	1,511,172	1,561,820	1,428,085	1,453,401
WRIST WATCH	1,133,018	1,234,798	1,252,271	1,340,192	1,375,049	1,242,143	1,287,639
MOVEMENT	156,708	186,127	177,932	170,980	186,771	185,942	165,762
TOTAL QUARTZ	969,751	1,036,490	1,023,451	1,042,900	1,063,071	971,940	991,088
WRIST WATCH	840,193	879,101	877,718	906,030	908,731	817,888	859,599
MOVEMENT	129,558	157,389	145,733	136,870	154,340	154,052	131,489
-) ANALOG	954,164	1,017,370	998,682	1,013,130	1,024,287	962,575	980,012
WRIST WATCH	825,817	860,389	853,262	877,086	872,794	808,879	849,120
MOVEMENT	128,347	156,981	145,420	136,044	151,493	153,696	130,892
-) LED/LCD	9,434	13,420	12,998	11,480	20,311	5,674	9,282
WRIST WATCH	9,434	13,420	12,993	11,280	18,172	5,574	9,282
MOVEMENT	0	0	5	200	2,139	100	0
-) OTHER QUARTZ	6,153	5,700	11,771	18,290	18,473	3,691	1,794
WRIST WATCH	4,942	5,292	11,463	17,664	17,765	3,435	1,197
MOVEMENT	1,211	408	308	626	708	256	597
TOTAL MECHANICAL	319,975	384,435	406,752	468,272	498,749	456,145	462,313
WRIST WATCH	292,825	355,697	374,553	434,162	466,318	424,255	428,040
MOVEMENT	27,150	28,738	32,199	34,110	32,431	31,890	34,273
-) SELFWINDING	301,603	364,986	378,764	437,135	472,411	430,352	434,845
WRIST WATCH	275,870	337,497	347,573	404,049	441,172	399,406	401,543
MOVEMENT	25,733	27,489	31,191	33,086	31,239	30,946	33,302
-) OTHERS	18,372	19,449	27,988	31,137	26,338	25,793	27,468
WRIST WATCH	16,955	18,200	26,980	30,113	25,146	24,849	26,497
MOVEMENT	1,417	1,249	1,008	1,024	1,192	944	971

VALUE : 金額 (¥1,000)	2011	2012	2013	2014	2015	2016	2017
GRAND TOTAL	113,810,444	136,787,779	169,120,630	204,418,791	240,819,980	208,159,994	211,909,673
WRIST WATCH	112,543,411	135,358,063	167,464,856	202,651,900	238,821,968	206,389,303	210,041,467
MOVEMENT	1,267,033	1,429,716	1,655,774	1,766,891	1,998,012	1,770,691	1,868,206
TOTAL QUARTZ	37,145,877	39,360,283	47,012,683	54,680,695	55,044,645	46,087,455	47,118,624
WRIST WATCH	36,471,154	38,601,288	46,121,564	53,829,553	54,086,575	45,218,183	46,318,575
MOVEMENT	674,723	758,995	891,119	851,142	958,070	869,272	800,049
-) ANALOG	36,711,032	38,849,078	46,516,527	54,134,205	54,642,898	45,905,016	46,918,606
WRIST WATCH	36,039,359	38,092,999	45,628,049	53,291,988	53,690,497	45,042,423	46,125,402
MOVEMENT	671,673	756,079	888,478	842,217	952,401	862,593	793,204
-) LED/LCD	78,424	94,815	73,019	131,829	128,955	56,986	115,942
WRIST WATCH	78,424	94,815	72,674	128,161	127,412	56,785	115,942
MOVEMENT	0	0	345	3,668	1,543	201	0
-) OTHER QUARTZ	356,421	416,390	423,137	414,661	272,792	125,453	84,076
WRIST WATCH	353,371	413,474	420,841	409,404	268,666	118,975	77,231
MOVEMENT	3,050	2,916	2,296	5,257	4,126	6,478	6,845
TOTAL MECHANICAL	76,664,567	97,427,496	122,107,947	149,738,096	185,775,335	162,072,539	164,791,049
WRIST WATCH	76,072,257	96,756,775	121,343,292	148,822,347	184,735,393	161,171,120	163,722,892
MOVEMENT	592,310	670,721	764,655	915,749	1,039,942	901,419	1,068,157
-) SELFWINDING	67,670,054	86,479,588	107,261,297	130,598,732	164,309,368	139,814,658	141,750,042
WRIST WATCH	67,114,466	85,844,550	106,549,527	129,726,292	163,333,746	138,953,956	140,732,515
MOVEMENT	555,588	635,038	711,770	872,440	975,622	860,702	1,017,527
-) OTHERS	8,994,513	10,947,908	14,846,650	19,139,364	21,465,967	22,257,881	23,041,007
WRIST WATCH	8,957,791	10,912,225	14,793,765	19,096,055	21,401,647	22,217,164	22,990,377
MOVEMENT	36,722	35,683	52,885	43,309	64,320	40,717	50,630

NOTE : The above Wrist Watch does not include Pocket & Stopwatch. 懐中時計、ストップウォッチは含まず。

Figures are based on the fixed annual data. 確定値を基に作成。

SOURCE : MINISTRY OF FINANCE JAPAN 財務省貿易統計

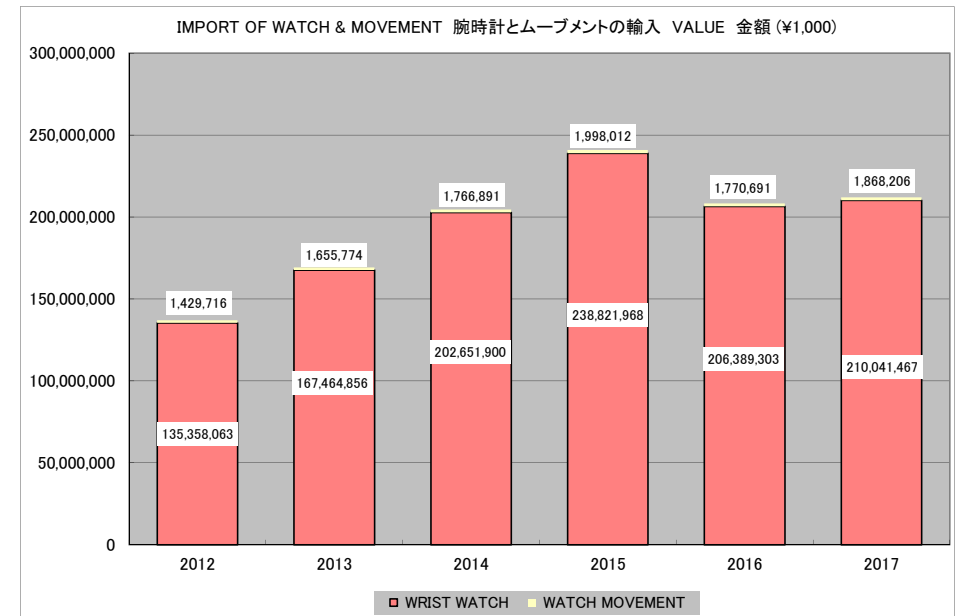
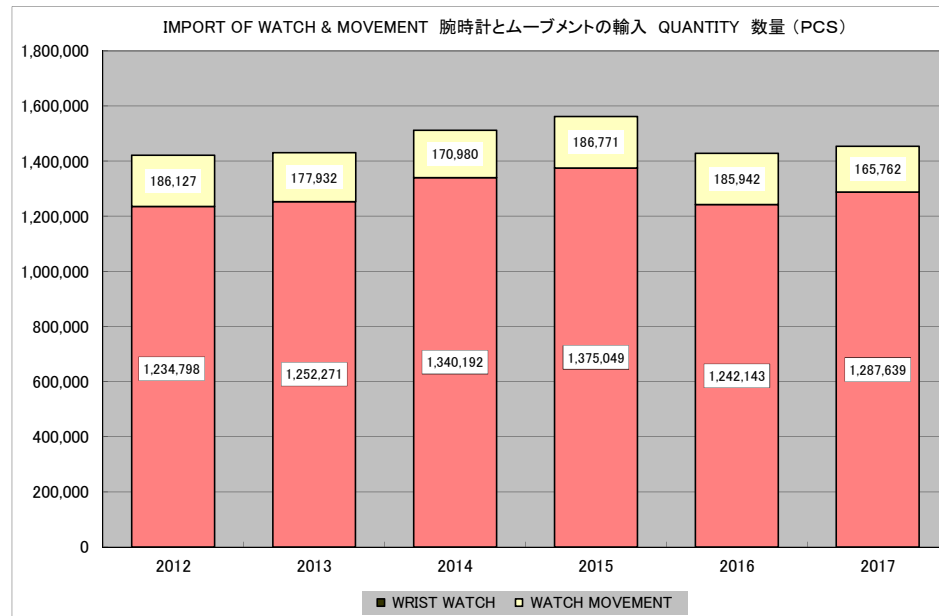
IMPORT OF WRIST WATCH & MOVEMENT : 腕時計とムーブメントの輸入

QUANTITY 数量 (PCS) VALUE 金額 (¥1,000)

	2012		2013		2014		2015		2016		2017	
	QUANTITY	VALUE	QUANTITY	VALUE	QUANTITY	VALUE	QUANTITY	VALUE	QUANTITY	VALUE	QUANTITY	VALUE
WRIST WATCH	1,234,798	135,358,063	1,252,271	167,464,856	1,340,192	202,651,900	1,375,049	238,821,968	1,242,143	206,389,303	1,287,639	210,041,467
WATCH MOVEMENT	186,127	1,429,716	177,932	1,655,774	170,980	1,766,891	186,771	1,998,012	185,942	1,770,691	165,762	1,868,206
GRAND TOTAL	1,420,925	136,787,779	1,430,203	169,120,630	1,511,172	204,418,791	1,561,820	240,819,980	1,428,085	208,159,994	1,453,401	211,909,673

NOTE : Wrist Watch does not include Pocket & Stopwatch. 懐中時計、ストップウォッチは含まず。

Figures are based on the fixed annual data. 確定値を基に作成。



IMPORT OF WRIST WATCH BY (a) (b) 腕時計 (a) (b)別輸入

QUANTITY 数量 (PCS) VALUE 金額 (¥1,000)

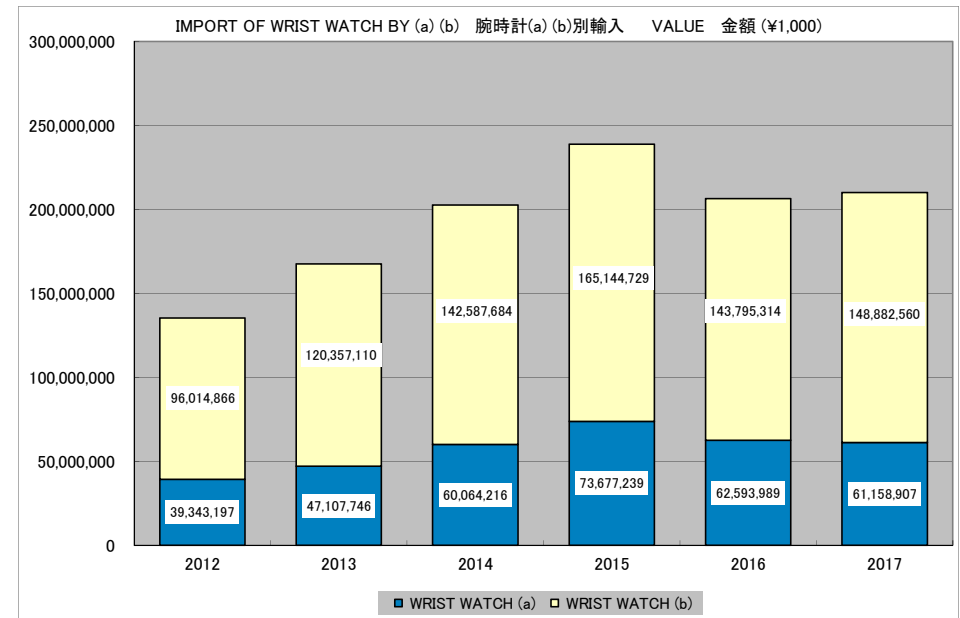
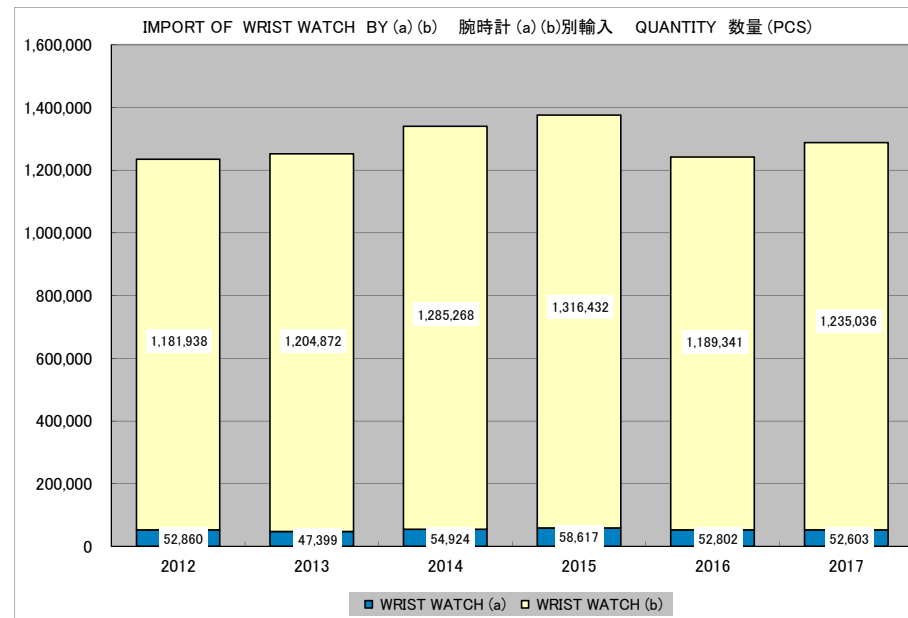
	2012		2013		2014		2015		2016		2017	
	QUANTITY	VALUE	QUANTITY	VALUE	QUANTITY	VALUE	QUANTITY	VALUE	QUANTITY	VALUE	QUANTITY	VALUE
WRIST WATCH (a)	52,860	39,343,197	47,399	47,107,746	54,924	60,064,216	58,617	73,677,239	52,802	62,593,989	52,603	61,158,907
WRIST WATCH (b)	1,181,938	96,014,866	1,204,872	120,357,110	1,285,268	142,587,684	1,316,432	165,144,729	1,189,341	143,795,314	1,235,036	148,882,560
TOTAL WRIST WATCH (a)+(b)	1,234,798	135,358,063	1,252,271	167,464,856	1,340,192	202,651,900	1,375,049	238,821,968	1,242,143	206,389,303	1,287,639	210,041,467

NOTE : Wrist Watch does not include Pocket & Stopwatch. 懐中時計、ストップウォッチは含まず。

Figures are based on the fixed annual data. 確定値を基に作成。

Watch (a) = with case of precious metal or of metal clad with precious metal. ケースに貴金属又は貴金属を張った金属を使用したもの。

Watch (b) = without case of precious metal or of metal clad with precious metal. ケースに貴金属又は貴金属を張った金属を使用しないもの。

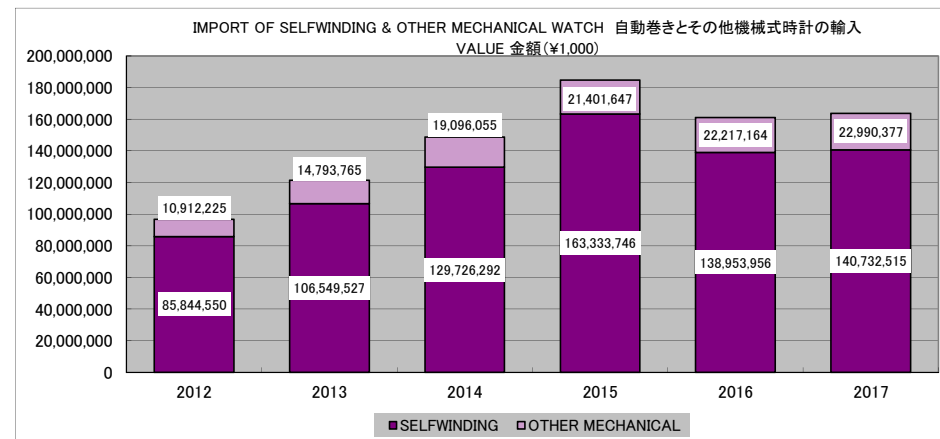
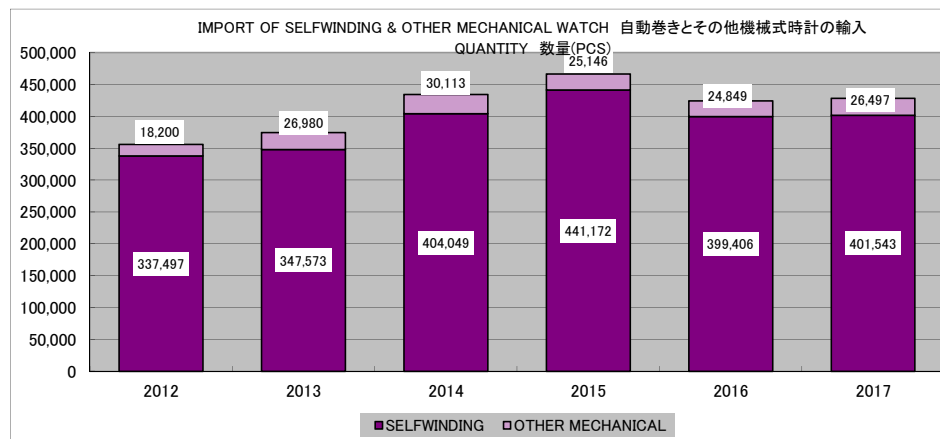
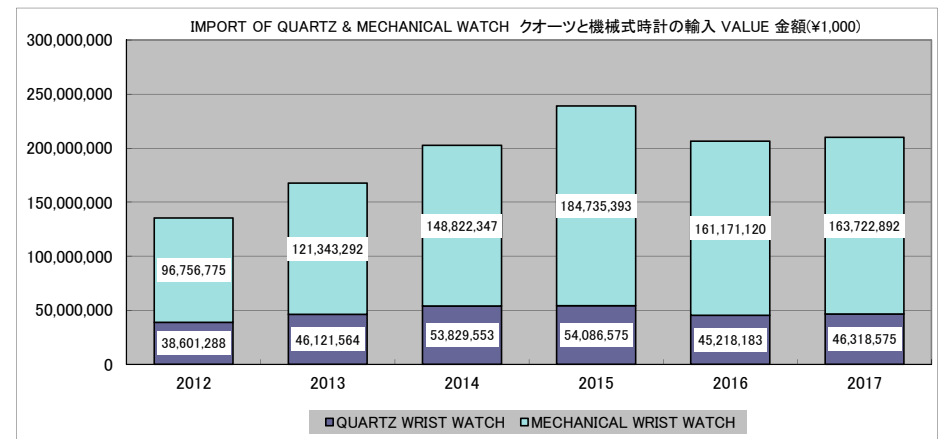
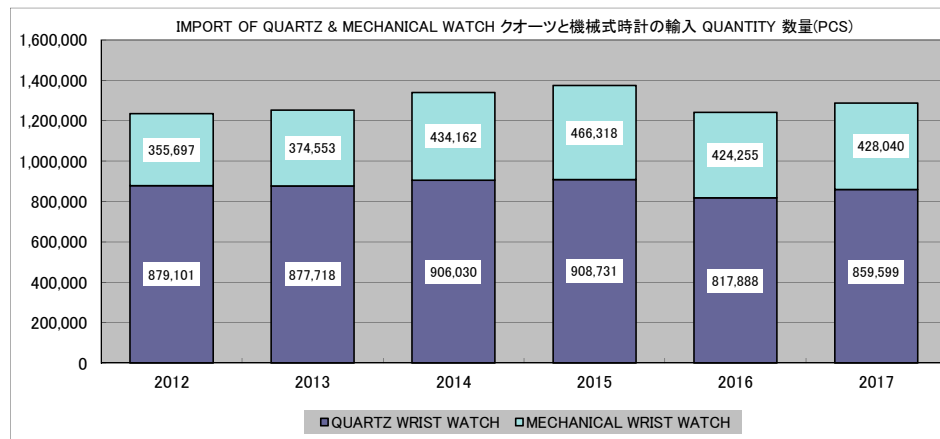


IMPORT OF WRIST WATCH BY TYPE : 腕時計機種別輸入

QUANTITY 数量 (PCS) VALUE 金額 (¥1,000)

	2012		2013		2014		2015		2016		2017	
	QUANTITY	VALUE	QUANTITY	VALUE	QUANTITY	VALUE	QUANTITY	VALUE	QUANTITY	VALUE	QUANTITY	VALUE
QUARTZ WRIST WATCH	879,101	38,601,288	877,718	46,121,564	906,030	53,829,553	908,731	54,086,575	817,888	45,218,183	859,599	46,318,575
ANALOG	860,389	38,092,999	853,262	45,628,049	877,086	53,291,988	872,794	53,690,497	808,879	45,042,423	849,120	46,125,402
LED/LCD	13,420	94,815	12,993	72,674	11,280	128,161	18,172	127,412	5,574	56,785	9,282	115,942
OTHER QUARTZ	5,292	413,474	11,463	420,841	17,664	409,404	17,765	268,666	3,435	118,975	1,197	77,231
MECHANICAL WRIST WATCH	355,697	96,756,775	374,553	121,343,292	434,162	148,822,347	466,318	184,735,393	424,255	161,171,120	428,040	163,722,892
SELFWINDING	337,497	85,844,550	347,573	106,549,527	404,049	129,726,292	441,172	163,333,746	399,406	138,953,956	401,543	140,732,515
OTHER MECHANICAL	18,200	10,912,225	26,980	14,793,765	30,113	19,096,055	25,146	21,401,647	24,849	22,217,164	26,497	22,990,377
TOTAL WRIST WATCH	1,234,798	135,358,063	1,252,271	167,464,856	1,340,192	202,651,900	1,375,049	238,821,968	1,242,143	206,389,303	1,287,639	210,041,467

NOTE : Wrist Watch does not include Pocket & Stopwatch. 懐中時計、ストップウォッチは含まず。
 Figures are based on the fixed annual data. 確定値を基に作成。



IMPORT OF WRIST WATCH BY TYPE AND BY (a) (b) 機種別、(a) (b) 別輸入

QUANTITY 数量 (PCS)

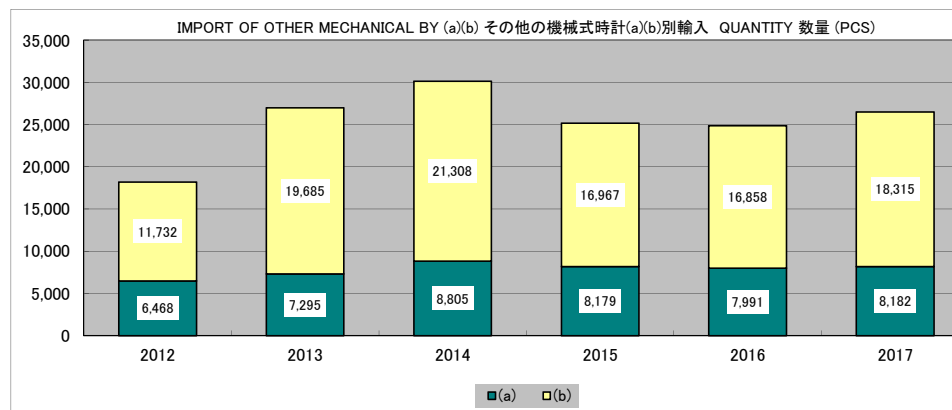
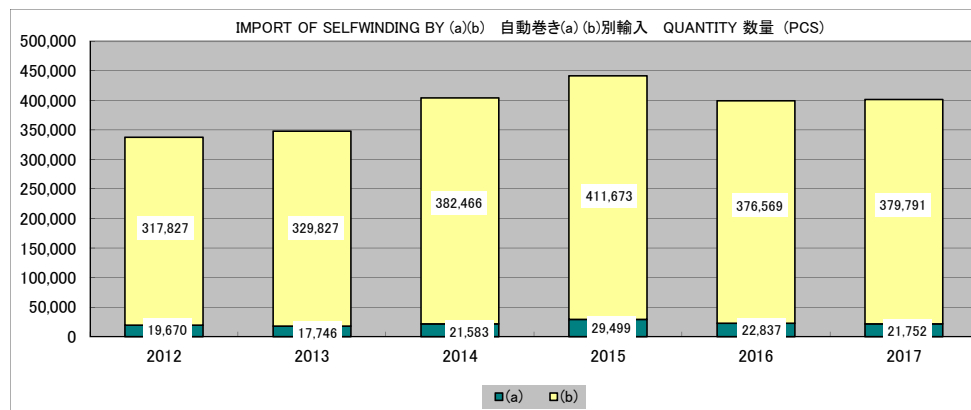
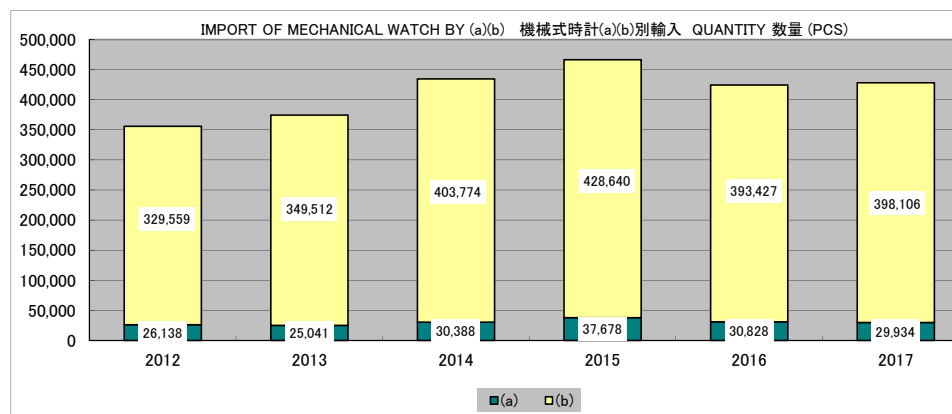
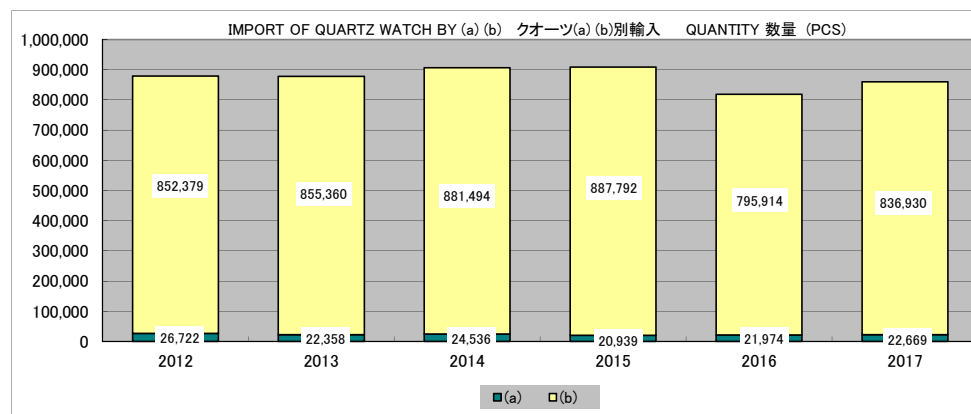
QUANTITY 数量	2012	2013	2014	2015	2016	2017
TOTAL QUARTZ WATCH	879,101	877,718	906,030	908,731	817,888	859,599
QUARTZ (a)	26,722	22,358	24,536	20,939	21,974	22,669
QUARTZ (b)	852,379	855,360	881,494	887,792	795,914	836,930
TOTAL MECHANICAL WATCH	355,697	374,553	434,162	466,318	424,255	428,040
MECHANICAL WATCH (a)	26,138	25,041	30,388	37,678	30,828	29,934
MECHANICAL WATCH (b)	329,559	349,512	403,774	428,640	393,427	398,106
-) TOTAL SELFWINDING	337,497	347,573	404,049	441,172	399,406	401,543
SELFWINDING (a)	19,670	17,746	21,583	29,499	22,837	21,752
SELFWINDING (b)	317,827	329,827	382,466	411,673	376,569	379,791
-) TOTAL OTHER MECHANICAL	18,200	26,980	30,113	25,146	24,849	26,497
OTHER MECHANICAL (a)	6,468	7,295	8,805	8,179	7,991	8,182
OTHER MECHANICAL (b)	11,732	19,685	21,308	16,967	16,858	18,315
TOTAL WRIST WATCH	1,234,798	1,252,271	1,340,192	1,375,049	1,242,143	1,287,639

Figures are based on the fixed annual data.
確定値を基に作成。

Wrist Watch does not include Pocket & Stopwatch.
懐中時計、ストップウォッチは含まず

Watch (a) = with case of precious metal or of metal clad with precious metal.
ケースに貴金属又は貴金属を張った金属を使用したもの

Watch (b) = without case of precious metal or of metal clad with precious metal.
ケースに貴金属又は貴金属を張った金属を使用していないもの



IMPORT OF WRIST WATCH BY TYPE AND BY (a) (b) 機種別、(a) (b) 別輸入

VALUE 金額 (¥1,000)

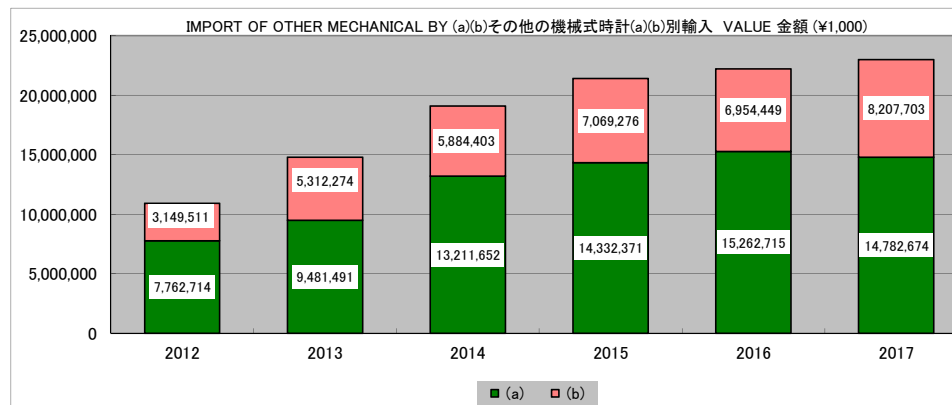
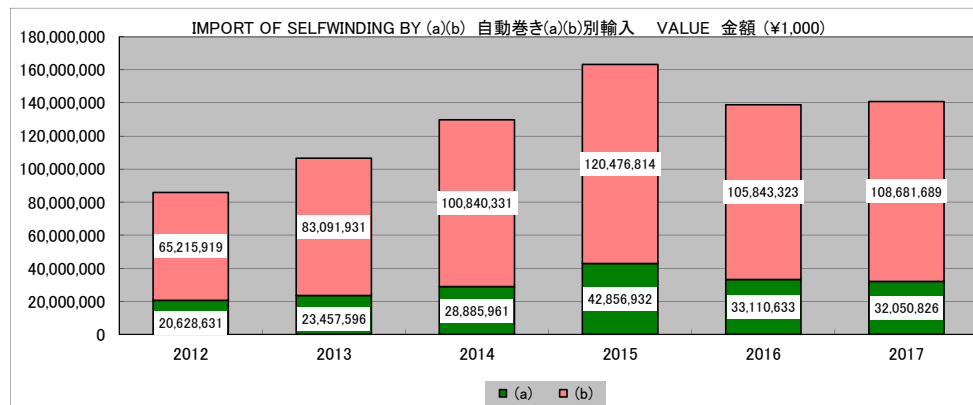
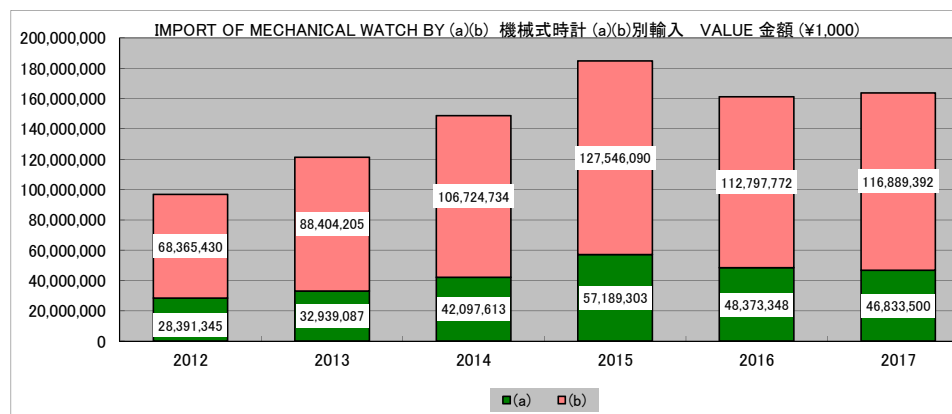
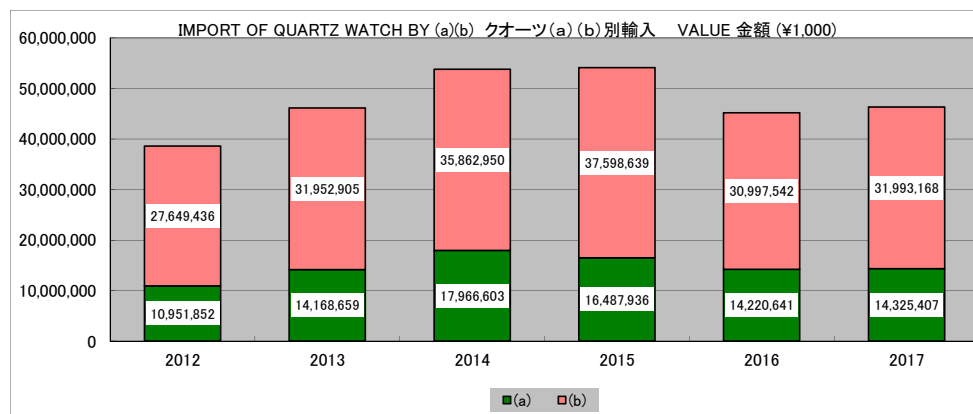
VALUE 金額	2012	2013	2014	2015	2016	2017
TOTAL QUARTZ WATCH	38,601,288	46,121,564	53,829,553	54,086,575	45,218,183	46,318,575
QUARTZ (a)	10,951,852	14,168,659	17,966,603	16,487,936	14,220,641	14,325,407
QUARTZ (b)	27,649,436	31,952,905	35,862,950	37,598,639	30,997,542	31,993,168
TOTAL MECHANICAL WATCH	96,756,775	121,343,292	148,822,347	184,735,393	161,171,120	163,722,892
MECHANICAL WATCH (a)	28,391,345	32,939,087	42,097,613	57,189,303	48,373,348	46,833,500
MECHANICAL WATCH (b)	68,365,430	88,404,205	106,724,734	127,546,090	112,797,772	116,889,392
-) TOTAL SELFWINDING	85,844,550	106,549,527	129,726,292	163,333,746	138,953,956	140,732,515
SELFWINDING (a)	20,628,631	23,457,596	28,885,961	42,856,932	33,110,633	32,050,826
SELFWINDING (b)	65,215,919	83,091,931	100,840,331	120,476,814	105,843,323	108,681,689
-) TOTAL OTHER MECHANICAL	10,912,225	14,793,765	19,096,055	21,401,647	22,217,164	22,990,377
OTHER MECHANICAL (a)	7,762,714	9,481,491	13,211,652	14,332,371	15,262,715	14,782,674
OTHER MECHANICAL (b)	3,149,511	5,312,274	5,884,403	7,069,276	6,954,449	8,207,703
TOTAL WRIST WATCH	135,358,063	167,464,856	202,651,900	238,821,968	206,389,303	210,041,467

Figures are based on the fixed annual data.
確定値を基に作成。

Wrist Watch does not include Pocket & Stopwatch.
懐中時計、ストップウォッチは含まず

Watch (a) = with case of precious metal or of metal clad with precious metal.
ケースに貴金属又は貴金属を張った金属を使用したもの

Watch (b) = without case of precious metal or of metal clad with precious metal.
ケースに貴金属又は貴金属を張った金属を使用していないもの



AVERAGE OF UNIT PRICE 平均輸入単価 (¥EN)

	2012	2013	2014	2015	2016	2017
QUARTZ WATCH	43,910	52,547	59,413	59,519	55,287	53,884
MECHANICAL WATCH	272,020	323,968	342,781	396,158	379,892	382,494
- SELFWINDING	254,356	306,553	321,066	370,227	347,902	350,479
- OTHER MECHANICAL	599,573	548,323	634,147	851,095	894,087	867,660
TOTAL WATCH	109,620	133,729	151,211	173,683	166,156	163,121

NOTE : Figures are based on the fixed annual data. 確定値を基に作成。

